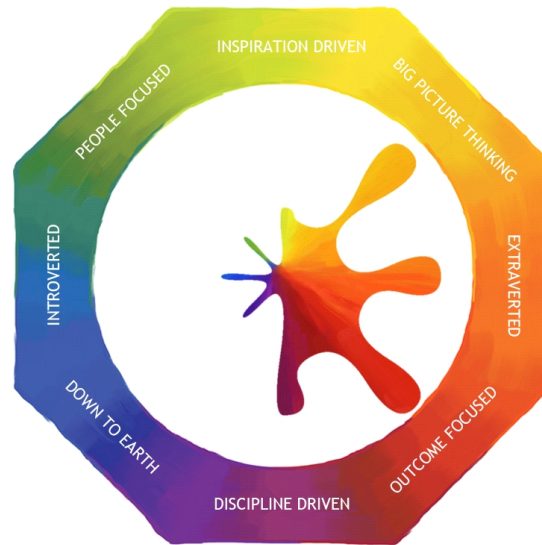


Basic characteristics:

This person utilises strong critical thinking skills to analyse a given situation and identify the best possible approach. They are also able to quickly come up with creative ways to overcome problems.

Work style:

This person is assertive and does not avoid confrontations if they think it is necessary for the team's progress. They can also work well on projects that require a lot of understanding about what is going on at a theoretical level.



Advice to the candidate:

The candidate may be able to build a better rapport with others if they make an effort to consider the impact of emotions on the relationships between people.

Key questions:

Tell us how becoming more attuned to the needs of others could help you in the workplace.

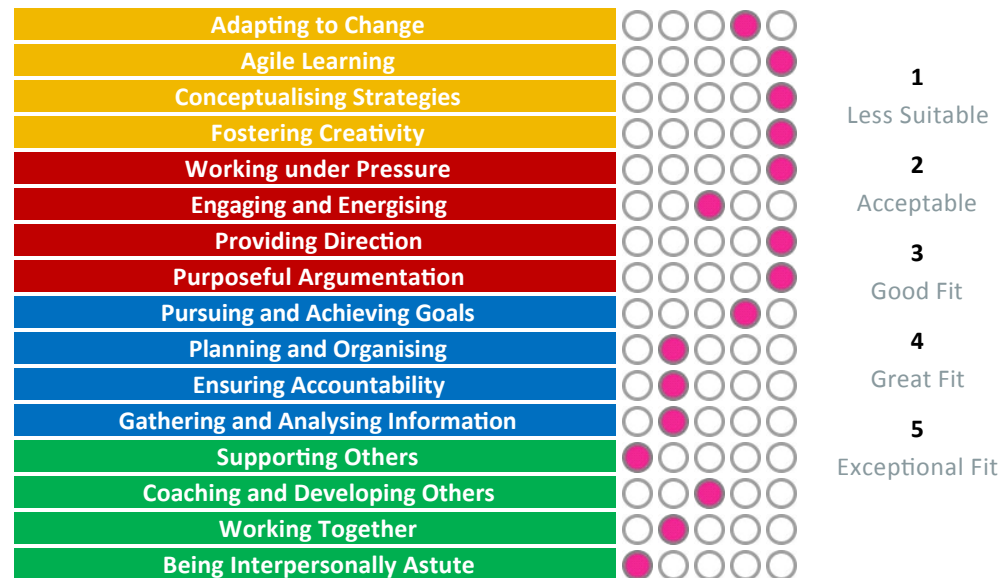
How might your strong sense of logic hinder collective progress?

How could you try and tone down your enthusiasm about new ideas that come your way?

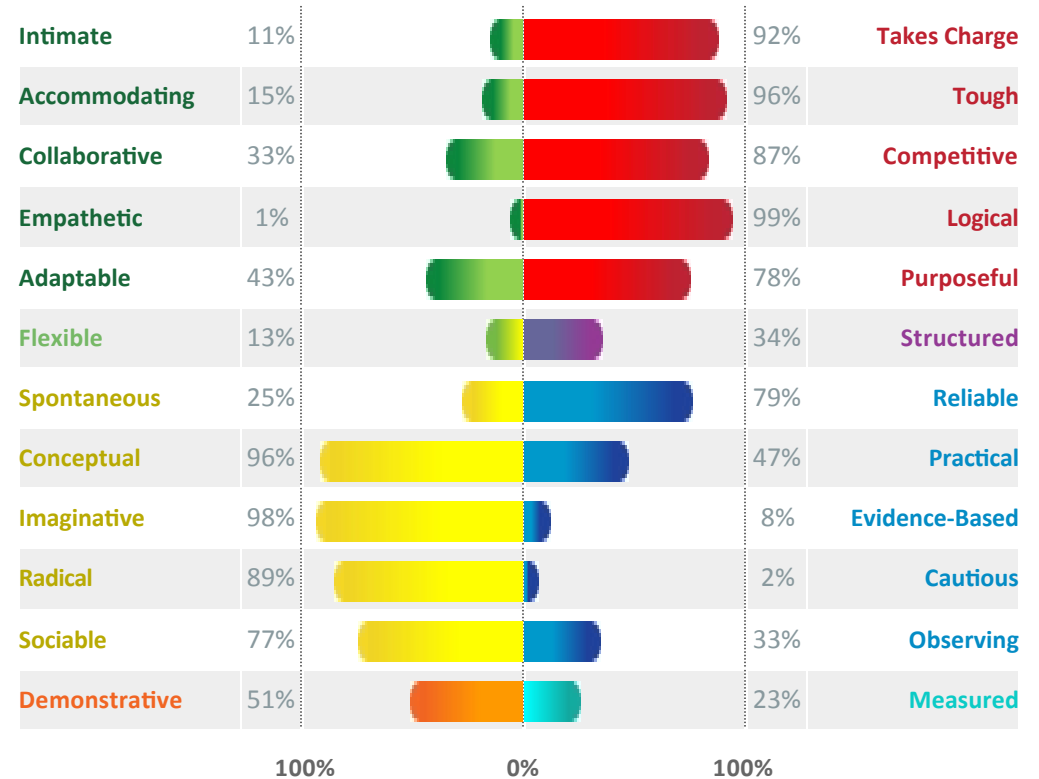
In what situations do you overplay your competitive spirit?

In what ways could you increase the level of your attention to detail?

Suitable for a role that involves or requires:



● Candidate Fit



The bars above are based on the combined Underlying and Everyday Persona scores